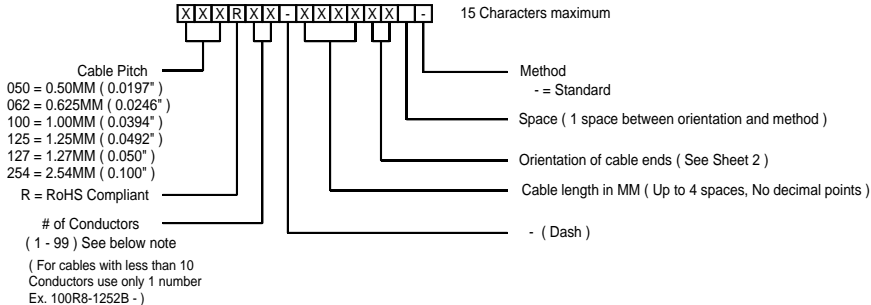


PROPRIETARY INFORMATION NOTICE

This document and the designs, specifications, and engineering information disclosed herein are the property of Parlex USA LLC and are not to be disseminated or reproduced without expressed written consent. This document is loaned in confidence and then only for consideration of the matter disclosed herein. In accepting loan of this document, the recipient agrees to keep it and the matter disclosed herein in confidence and not to use or permit their use in any way detrimental to Parlex USA LLC












Standard Part Numbering Configuration



Parlex Standard ZIF Style Cables Part Numbering Configurations and General Specifications









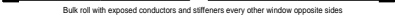
SIZE B	FSCM 18377	PS-3705	Rev. -
SCALE NA			SHEET 1 OF 4

Cables in piece form

B	 ZIF with Stiffeners on both ends
BN	 ZIF with Stiffener on one end only
BO	 ZIF with Stiffeners both ends Opposite sides
BL	 ZIF with Stiffeners one end and Lasered one end
BT	 ZIF with Stiffener one end and Blunt cut one end
N	 ZIF with no Stiffeners
NO	 ZIF with no Stiffeners Opposite sides
NL	 ZIF with no Stiffener one end and Lasered one end
NT	 ZIF with no Stiffener one end and Blunt cut one end
L	 Lasered cable both ends
TT	 Cable Blunt cut both ends

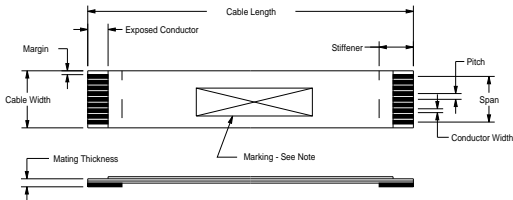
Cable end orientations

Cables in bulk form

KK	 Bulk roll with no exposed conductors and no stiffeners
KS	 Bulk roll with no exposed conductors and no stiffeners with stripe marked over first conductor
KW	 Bulk roll with exposed conductors and stiffeners
KN	 Bulk roll with exposed conductors and no stiffeners
KR	 Bulk roll with exposed conductors and stiffeners on opposite sides
KL	 Bulk roll with exposed conductors with stiffeners and double bare area
KBN	 Bulk roll with exposed conductors and stiffeners every other window
KNO	 Bulk roll with exposed conductors and no stiffeners opposite sides
KRN	 Bulk roll with exposed conductors and stiffeners every other window opposite sides

SIZE	FSCM	PS-3705	Rev.
B	18377		-
SCALE	NA		SHEET 2 OF 4

Standard ZIF Cable - Same side exposure



Notes:

- Cable Width = (# of conductors +1) * (Pitch)
- Span = (# of conductors -1) * (Pitch)
- Mating Thickness = .012" (.305mm)
- Insulation = .002" Polyester with .0015" Flame Retardant Adhesive
- Conductors = Copper Tin Plated
- Temperature rating = -55°C to 105°C
- Dielectric Strength = 2500 Volts/Mil
- UL Flame Rating = VW-1
- Insulation Resistance = 10 Megaohm min.
- Marking - Minimum marking to be " PARLEX and Date Code". On cables where spacing does not allow parts will not be marked.

Pitch	Margin	Exposed Conductor	Stiffener Length	Copper Thickness	Copper Width	UL Style #	Current Rating
.0197" (.500mm)	.014" (.356mm)	.140" (3.556mm)	.237" (6mm)	.003" (.076mm)	.011" (.280mm)	20890	.50 AMPS
.0246" (.625mm)	.017" (.422mm)	.140" (3.556mm)	.237" (6mm)	.003" (.076mm)	.016" (.406mm)	20890	.50 AMPS
.025" (.635mm)	.020" (.495mm)	.140" (3.556mm)	.237" (6mm)	.003" (.076mm)	.011" (.280mm)	20890	.50 AMPS
.0315" (.800mm)	.023" (.572mm)	.140" (3.556mm)	.237" (6mm)	.003" (.076mm)	.019" (.483mm)	20566	.80 AMPS
.0394" (1.00mm)	.026" (.660mm)	.140" (3.556mm)	.237" (6mm)	.003" (.076mm)	.026" (.660mm)	20566	1.5 AMPS
.0492" (1.25mm)	.033" (.845mm)	.170" (4.318mm)	.294" (7.5mm)	.003" (.076mm)	.0315" (.800mm)	20566 & 2643	2.0 AMPS
.050" (1.27mm)	.034" (.864mm)	.170" (4.318mm)	.294" (7.5mm)	.003" (.076mm)	.0315" (.800mm)	20566 & 2643	2.0 AMPS
.100" (2.54mm)	.069" (1.753mm)	.240" (6.096mm)	.394" (10mm)	.003" (.076mm)	.062" (1.575mm)	2643	3.0 AMPS

UL Style # Notes

20890 = .008" Min spacing between conductors, Voltage rating = 90 Volts

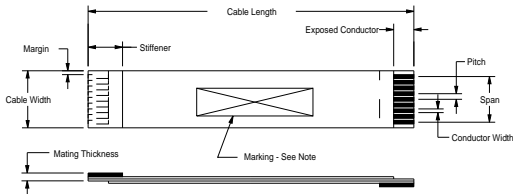
20566 = .010" Min spacing between conductors, Voltage rating = 90 Volts

2643 = .016" Min spacing between conductors, Voltage rating = 300 Volts

Dimension		Standard Tolerances
Cable Length	0-3"	±.050" (1.27mm)
	3"-6"	±.060" (1.524mm)
	6"-12"	±.070" (1.778mm)
	12"-18"	±.110" (2.794mm)
	18"-24"	±.120" (3.048mm)
	24"-36"	±.150" (3.810mm)
	Over 36"	±1% OF LENGTH
Exposed Conductor Length		±.030" (.76MM)
Stiffener Length		±.050" (1.27MM)
Pitch		±.005" (.127MM)
Span		±.005" (.127MM)
Margin		±.005" (.127MM)
Cable Width		±.005" (.127MM)

SIZE B	FSCM 18377	PS-3705	Rev. -
SCALE NA			SHEET 3 OF 4

Standard ZIF Cable - Reverse side exposure



Notes:

Cable Width = (# of conductors +1)*(Pitch)

Span = (# of conductors -1)*(Pitch)

Mating Thickness = .012" (.305mm)

Insulation = .002" Polyester with .0015" Flame Retardant Adhesive

Conductors = Copper Tin Plated

Temperature rating = -55°C to 105°C

Dielectric Strength = 2500 Volts/Mil

UL Flame Rating = VW-1

Insulation Resistance = 10 Megaohm min.

Marking - Minimum marking to be " PARLEX and Date Code". On cables where spacing does not allow parts will not be marked.

Pitch	Margin	Exposed Conductor	Stiffener Length	Copper Thickness	Copper Width	UL Style #	Current Rating
.0197" (.500mm)	.014" (.356mm)	.140" (3.556mm)	.237" (6mm)	.003" (.076mm)	.011" (.280mm)	20890	50 AMPS
.0246" (.625mm)	.017" (.422mm)	.140" (3.556mm)	.237" (6mm)	.003" (.076mm)	.016" (.406mm)	20890	50 AMPS
.025" (.635mm)	.020" (.495mm)	.140" (3.556mm)	.237" (6mm)	.003" (.076mm)	.011" (.280mm)	20890	50 AMPS
.0315" (.800mm)	.023" (.572mm)	.140" (3.556mm)	.237" (6mm)	.003" (.076mm)	.019" (.483mm)	20566	80 AMPS
.0394" (1.00mm)	.026" (.660mm)	.140" (3.556mm)	.237" (6mm)	.003" (.076mm)	.026" (.660mm)	20566	1.5 AMPS
.0492" (1.25mm)	.033" (.845mm)	.170" (4.318mm)	.294" (7.5mm)	.003" (.076mm)	.0315" (.800mm)	20566 & 2643	2.0 AMPS
.050" (1.27mm)	.034" (.864mm)	.170" (4.318mm)	.294" (7.5mm)	.003" (.076mm)	.0315" (.800mm)	20566 & 2643	2.0 AMPS
.100" (2.54mm)	.069" (1.753mm)	.240" (6.096mm)	.394" (10mm)	.003" (.076mm)	.062" (1.575mm)	2643	3.0 AMPS

UL Style # Notes

20890 = .008" Min spacing between conductors, Voltage rating = 90 Volts

20566 = .010" Min spacing between conductors, Voltage rating = 90 Volts

2643 = .016" Min spacing between conductors, Voltage rating = 300 Volts

Dimension		Standard Tolerances
Cable Length	0-3"	±.075" (1.905mm)
	3"-6"	±.100" (2.54mm)
	6"-12"	±.125" (3.175mm)
	12"-18"	±.150" (3.810mm)
	18"-24"	±.200" (5.08mm)
	24"-36"	±.250" (6.35mm)
	Over 36"	±1% OF LENGTH
Exposed Conductor Length		±.030" (.76MM)
Stiffener Length		±.050" (1.27MM)
Pitch		±.005" (.127MM)
Span		±.005" (.127MM)
Margin		±.005" (.127MM)
Cable Width		±.005" (.127MM)

SIZE	FSCM	PS-3705	Rev.
B	18377		-
SCALE	NA	SHEET 4 OF 4	